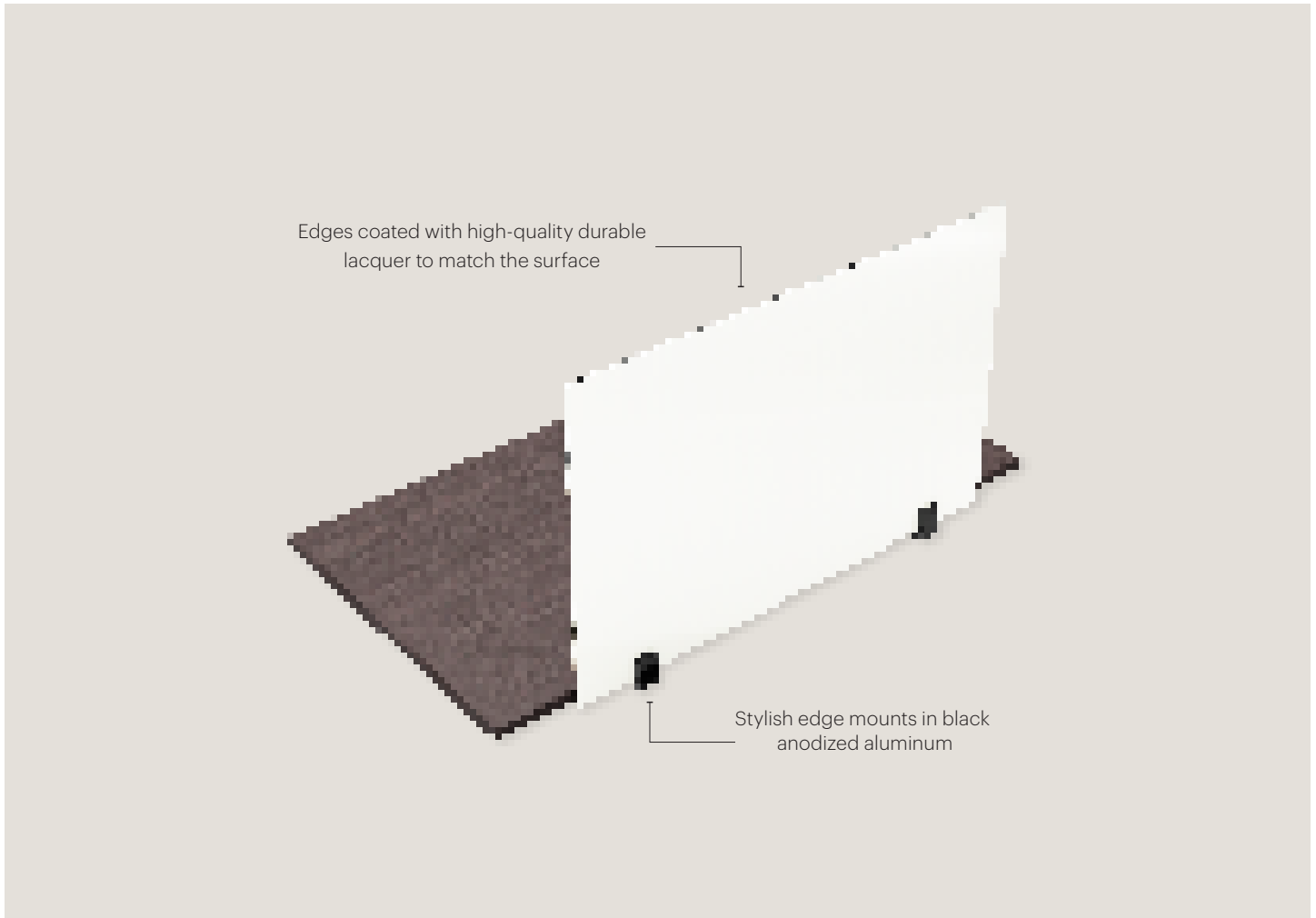


shield

Polyvision



shield



More Details

- Made from double-sided durable CeramicSteel
- Magnetic and writable
- Lightweight and easy to install
- Thin profile with rounded edges (0.15" radius)
- Certified Indoor Advantage™ Gold
- Class A Flame Spread Rating

Includes


- CeramicSteel panel
- Mounting hardware
- Cleaning instructions

Available in White Gloss and Hygienic White Gloss



Keep health and personal space in mind with Shield. This workstation divider and writing surface has a double-sided, bacteria-resistant coating that keeps the surface clean. It also comes in a variety of sizes with interchangeable

hardware so that it can fit different desk and table arrangements. Throw away notions of the humdrum cubicle by bringing some delight and productivity to your space.



18" x 24"



18" x 36"




18" x 48"



18" x 60"




18" x 72"



24" x 24"



24" x 36"



24" x 48"



24" x 60"



24" x 72"

Size HxW	Weight	Thickness
18" x 24"	6.6 lbs	0.173"
18" x 36"	9.9 lbs	0.173"
18" x 48"	13.2 lbs	0.173"
18" x 60"	16.5 lbs	0.173"
18" x 72"	19.8 lbs	0.173"

*sizes are nominal

Size HxW	Weight	Thickness
24" x 24"	8.8 lbs	0.173"
24" x 36"	13.2 lbs	0.173"
24" x 48"	17.6 lbs	0.173"
24" x 60"	22 lbs	0.173"
24" x 72"	26.4 lbs	0.173"

shield

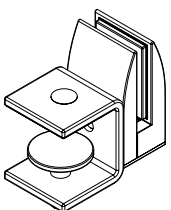


Setup A supports screen installation with a zero-space gap. Assemble bracket with the screen grip section attaching to the exterior side of the adjustable table top clamp.

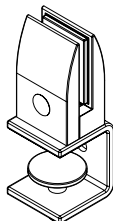
Setup B supports screen installation with space gap (5/8") above work surface. Assemble bracket with the screen grip section attaching to the top side of the adjustable table top clamp.

Mounts

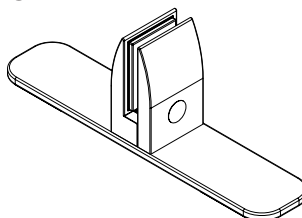
A



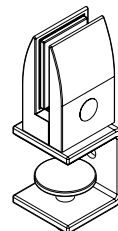
B



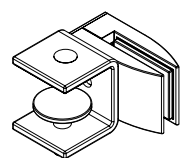
C1



C2




D



Shield's adjustable mounts can fit on almost any flat tabletop between 1.25" and 0.25" thick. All four mount styles come with every Shield

panel, so you can customize each installation onsite. And if your spaces change, Shield can be reconfigured any time.



Setup C supports screen installation with space gap (5/8") above worksurface and requires multiple bracket types. Assemble edge bracket with the screen grip section attaching to the top side of the adjustable table top clamp. Screen grip pieces and table top plate are positioned to support screen direction.

Setup D supports divider screen installation with benefit of a modesty panel. Rotate screen clamp 90° prior to attachment. Then assemble bracket with the screen grip section attaching to the exterior side of the adjustable table top clamp.
Note: Available in 18" x 24", 18" x 36", 24" x 24", 24" x 36" sizes.

Size HxW	No. of Mounts
18" x 24"	2
18" x 36"	2
18" x 48"	3
18" x 60"	4
18" x 72"	4

Size HxW	No. of Mounts
24" x 24"	2
24" x 36"	2
24" x 48"	3
24" x 60"	4
24" x 72"	4